



a ball



a cat




a dog



a frog



a goat



a hat



a jar



a kite



a lion




a monkey



a nest



a pig




a quilt




a rabbit




a snake



a turtle



a van



a whale



a zebra



a book



a clock



a doll



a fish



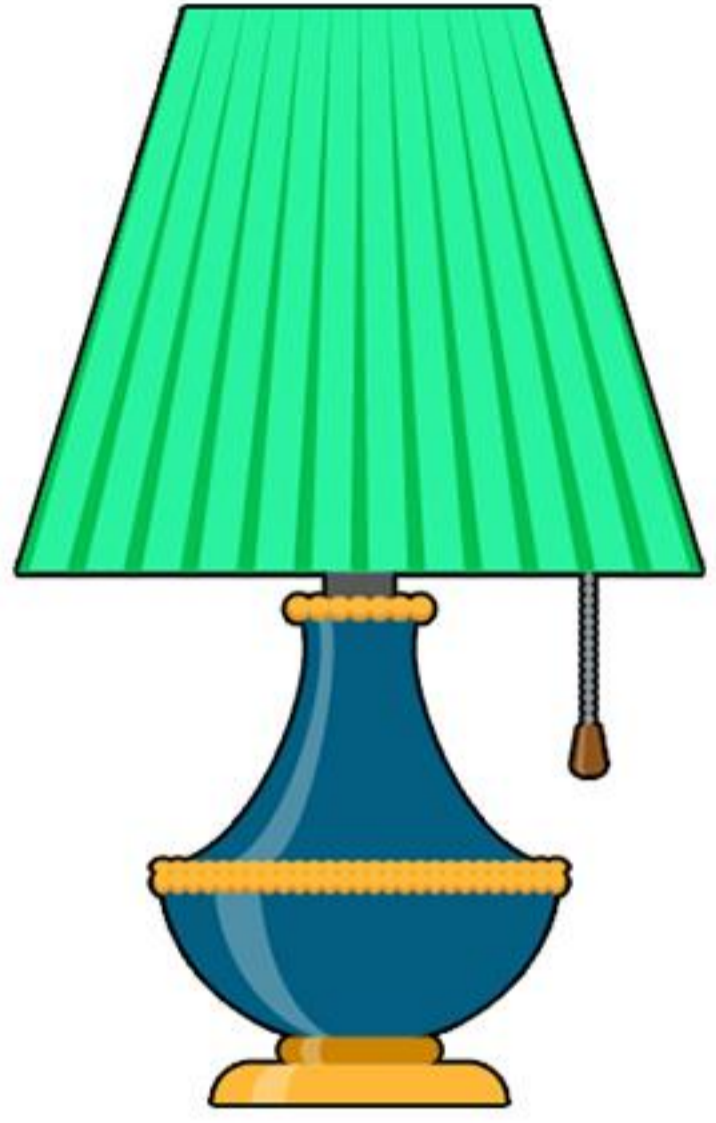
a guitar



a house



a juice box



a lamp



a mouse



a nut




a penguin



a queen



a rose



a sun




a train




a violin



a wolf




a yo-yo



a zipper



a car



a bus



a pencil



a desk



a teacher



a school



a jacket



a key




a leaf



a mountain



a pumpkin



a robot



a star



a tree



a window




a jet



a lemon



a mango



a notebook



a question



a sunflower



a teapot

When to Use "A"

Rule 1: Use "a" before singular nouns that begin with a consonant sound.

"A" is used to talk about one item in a general or non-specific way.

Examples:

- A ball
- A dog
- A kite
- A book

Rule 2: Use "a" before words that start with "u" or "o" when they sound like a consonant.

If the word starts with "u" or "o" but sounds like "you" or "w," use "a."

Examples:

- A unicorn
- A unit
- A one-dollar coin

Rule 3: Use "a" when introducing something for the first time.

Use "a" when mentioning something that hasn't been talked about before.

Examples:

- I see a cat in the yard.
- She has a pencil in her hand.
- Let's buy a toy for the baby.

Quick Tips to Remember:

- "A" is for one thing.
- It's used with singular nouns.
- Always check the sound of the word, not just the letter it starts with.

Fun Examples:

- A car drives down the road.
- A zebra is in the zoo.
- A chair is next to the table.
- A hat is on my head